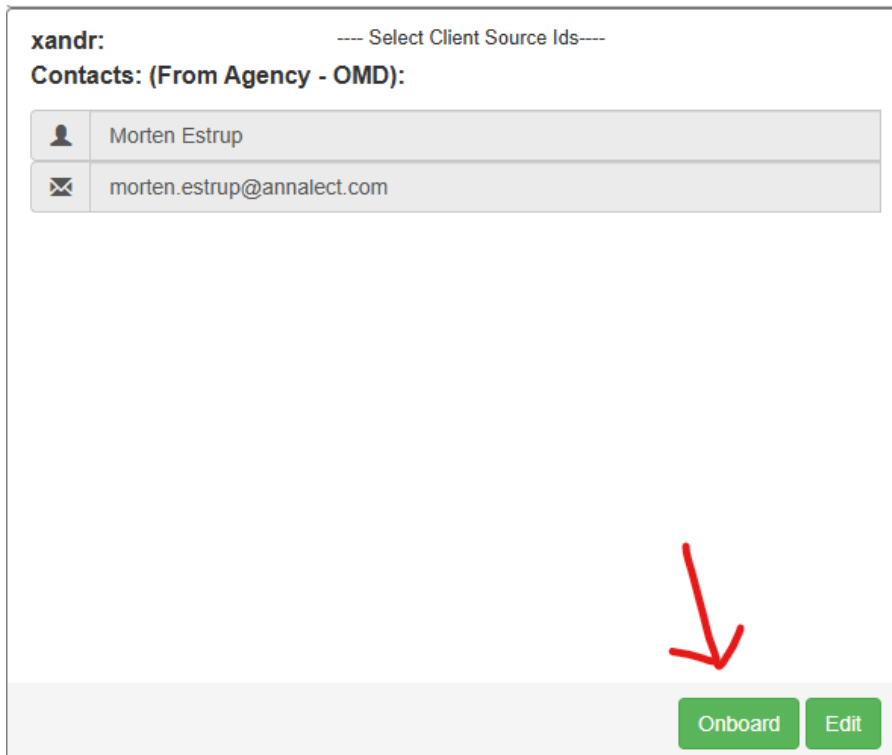


XANDR API and Access Integration



To be able to access and extract the data, an initial, once per account, setup needs to be handled.

1. Before onboarding the account you need to make sure to create api user for this email : data_extract@annalect-data.info.
2. Make sure you granted us the right access and rights so our API user can read and fetch your data.
3. Find the client on campaign mapping website you wish to onboard. Click on Datasources and scroll down until you find xandr then click onboard:



xandr: ---- Select Client Source Ids----

Contacts: (From Agency - OMD):

	Morten Estrup
	morten.estrup@annalect.com

Onboard Edit

4. Input the member_id of the client you have on xandr and advertiser account id you wish to onboard:

xandr:

---- Select Client Source Ids----

Contacts: (From Agency - OMD):

Please make sure to follow all steps in [Guide](#)

Please make sure access has been granted to the following email before requesting onboard:

data_extract@annalect-data.info

Member Id:

Advertiser Id:

3779

Request Onboard

Pending requests:

There are no pending requests

Cancel

5. Click Request onboard and thats it. If you encounter some errors usually you will have a feedback message right away. Sometimes that is not the case, so if you request onboard and don't get any errors but the next day profile is still not available and the data with it, contact our support and we will sort you out.